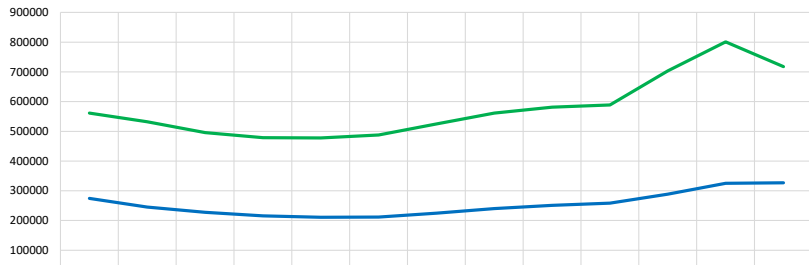


All Breeds (AKC only)		2022 (as of 3/2023)												
Litter #'s & Litter Related Stats	2010	2011	2012	2013	2014	2015	2016	2017	2018	2019	2020	2021	2022	Notes
Registered Litters	274,317	245,233	227,844	215,739	210,917	211,810	224,732	240,230	251,107	258,706	288,790	325,435	326,900	# AKC litters registered each year
Litter Complement	1,337,737	1,211,564	1,142,346	1,095,836	1,083,746	1,103,216	1,198,253	1,301,411	1,358,526	1,412,319	1,589,419	1,798,554	1,782,292	# Pups in each year's litters (known as the "Complement")
Average Complement	4.88	4.94	5.01	5.08	5.14	5.21	5.33	5.42	5.41	5.46	5.50	5.53	5.45	Average # of pups per litter
Individually Registered Pups (to date)	508,481	484,212	456,458	452,756	459,145	473,683	521,223	556,851	569,648	582,352	698,992	748,952	513,568	# Pups from each year's litters individually registered (to date)
Actual Return Rate (to date)	38.0%	40.0%	40.0%	41.3%	42.4%	42.9%	43.5%	42.8%	41.9%	41.2%	44.0%	41.6%	28.8%	% Pups from each year's litters individually registered (to date)
Limited Registrations (to date)	80,511	108,933	104,529	123,527	132,544	142,132	160,952	178,514	193,661	210,048	268,515	272,956	209,399	# Limited Registrations from each year's litters (to date)
% Complement Registered Limited (to date)	6.0%	9.0%	9.2%	11.3%	12.2%	12.9%	13.4%	13.7%	14.3%	14.9%	16.9%	15.2%	11.7%	% Pups from each year's litters Registered as Limited (to date)
Revoked Limited (to date)	1,325	1,470	1,497	1,670	1,844	2,260	2,429	2,518	2,679	2,646	2,732	1,830	541	# Revoked Limited Dogs from each year's litters (to date)
Litters from Revoked Limited (to date)	2,128	2,192	2,296	2,663	2,638	3,475	3,796	3,461	3,161	2,552	1,642	528	25	Litters involving each year's Revoked Limited (to date)
Complement Bitches Bred	75,640	71,143	71,743	72,898	75,891	80,305	88,925	94,384	93,833	88,674	84,890	58,485	4,562	Bitches from each year's litters that have been bred (to date)
Complement Dogs Bred	42,564	39,643	38,791	38,427	39,091	40,178	44,130	45,860	45,022	43,234	39,867	34,150	4,227	Males from each year's litters that have been bred (to date)
Total Complement Bred (to date)	118,204	110,786	110,534	111,325	114,982	120,483	133,055	140,244	138,855	131,908	124,757	92,635	8,789	Total from each year's litters that have been bred (to date)
% Complement Bred (to date)	8.8%	9.1%	9.7%	10.2%	10.6%	10.9%	11.1%	10.8%	10.2%	9.3%	7.8%	5.2%	0.5%	% of each year's litters that have been bred (to date)
Complement Bitches in Conformation	24,725	23,975	23,209	22,354	21,672	21,173	21,012	21,107	20,635	18,417	16,891	19,273	11,416	# Bitches from each year's litters in Conformation (to date)
Complement Dogs in Conformation	19,573	19,030	18,371	17,124	16,731	15,877	15,983	15,637	15,230	13,797	11,728	13,341	8,525	# Males from each year's litters in Conformation (to date)
Total Complement in Conformation (to date)	44,298	43,005	41,580	39,478	38,403	37,050	36,995	36,744	35,865	32,214	28,619	32,614	19,941	Total from each year's litters in Conformation (to date)
% Complement in Conformation (to date)	3.3%	3.5%	3.6%	3.6%	3.5%	3.4%	3.1%	2.8%	2.6%	2.3%	1.8%	1.8%	1.1%	% of each year's litters in Conformation (to date)
Total Complement in Companion (to date)	10,751	10,047	9,762	9,538	9,695	9,298	9,407	9,305	8,468	7,746	6,221	4,823	1,557	Total from each year's litters in Companion (to date)
% Complement in Companion (to date)	0.8%	0.8%	0.9%	0.9%	0.9%	0.8%	0.8%	0.7%	0.6%	0.5%	0.4%	0.3%	0.1%	% of each year's litters in Companion (to date)
Total Complement Placing in Performance (to date)	11,229	11,770	11,968	12,092	12,958	13,179	14,371	15,260	14,900	13,971	13,493	11,708	3,040	Total from each year's litters placing in Performance (to date)
% Complement Placing in Performance (to date)	0.8%	1.0%	1.0%	1.1%	1.2%	1.2%	1.2%	1.2%	1.1%	1.0%	0.8%	0.7%	0.2%	% of each year's litters placing in Performance (to date)
Total Complement with a Family Dog title (to date)	5,408	7,121	10,117	12,673	14,556	16,230	18,431	20,779	21,303	20,055	18,608	17,771	10,320	Total from each year's litters w/ a Family Dog title (to date)
% Complement with a Family Dog title (to date)	0.4%	0.6%	0.9%	1.2%	1.3%	1.5%	1.5%	1.6%	1.6%	1.4%	1.2%	1.0%	0.6%	% of each year's litters w/ a Family Dog Title (to date)
Total Complement with a TRP title (to date)	618	747	898	945	1,084	1,189	1,368	1,376	1,265	1,132	896	551	100	Total from each year's litters w/ a TRP title (to date)
% Complement with a TRP title (to date)	9.1%	8.7%	10.4%	10.8%	13.3%	16.3%	19.6%	25.0%	31.7%	36.0%	21.3%	16.7%	3.9%	% of each year's litters w/ a TRP title (to date)
Total Complement in Sports/Events (to date)	57,764	55,709	54,336	52,041	51,572	49,917	50,598	51,196	49,491	45,288	40,636	43,281	23,607	Total from each year's litters Participating (to date)
% Complement in Sports/Events (to date)	4.3%	4.6%	4.8%	4.7%	4.8%	4.5%	4.2%	3.9%	3.6%	3.2%	2.6%	2.4%	1.3%	% of each year's litters Participating (to date)



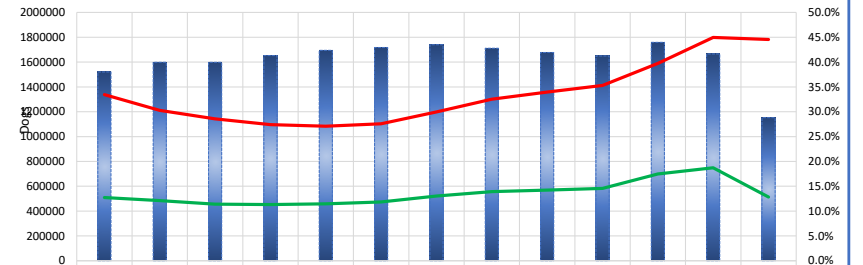
AKC Dog & Litter Registrations



	2010	2011	2012	2013	2014	2015	2016	2017	2018	2019	2020	2021	2022
Registered Litters	274,317	245,233	227,844	215,739	210,917	211,810	224,732	240,230	251,107	258,706	288,790	325,435	326,900
Total Dogs Registered	561,095	532,175	495,526	478,792	477,801	487,529	524,933	561,420	581,145	588,789	703,630	800,914	717,612

Registered Litters Total Dogs Registered

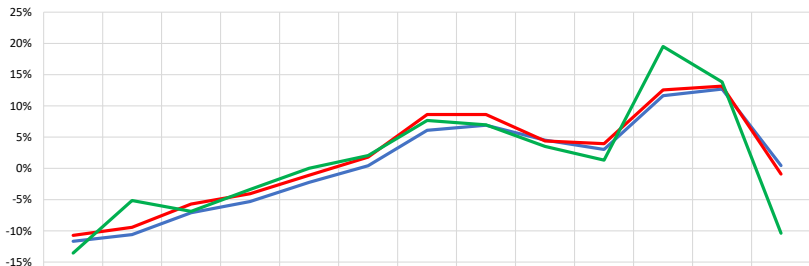
% of Each Year's Litter Complement that were Eventually Registered



	2010	2011	2012	2013	2014	2015	2016	2017	2018	2019	2020	2021	2022
% Registered	38.0%	40.0%	40.0%	41.3%	42.4%	42.9%	43.5%	42.8%	41.9%	41.2%	44.0%	41.6%	28.8%
Litter Complement	1,337,73	1,211,56	1,142,34	1,095,83	1,083,74	1,103,21	1,198,25	1,301,41	1,358,52	1,412,31	1,589,41	1,798,55	1,782,29
Registered Pups	508,481	484,212	456,458	452,756	459,145	473,683	521,223	556,851	569,648	582,352	698,992	748,952	513,568

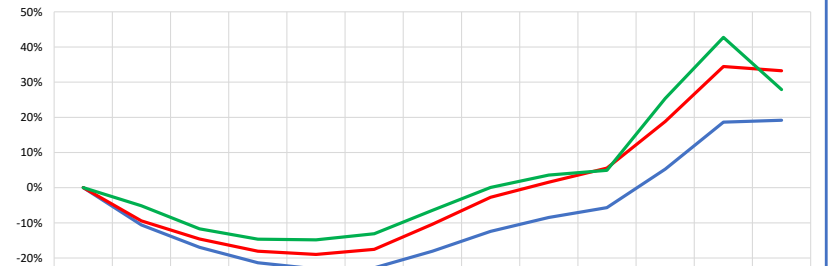
% Registered Litter Complement Registered Pups

% Change from Previous Year (YOY)



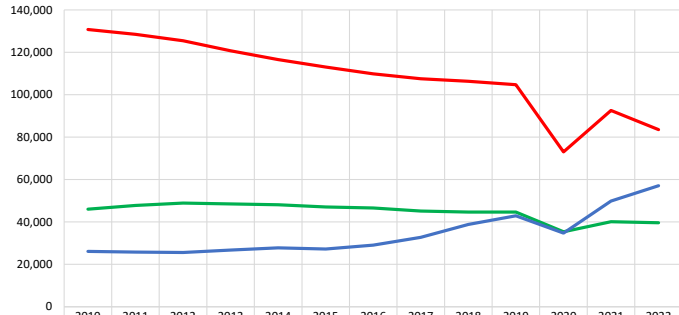
	2010	2011	2012	2013	2014	2015	2016	2017	2018	2019	2020	2021	2022
Registered Litters	-11.7%	-10.6%	-7.1%	-5.3%	-2.2%	0.4%	6.1%	6.9%	4.5%	3.0%	11.6%	12.7%	0.5%
Litter Complement	-10.7%	-9.4%	-5.7%	-4.1%	-1.1%	1.8%	8.6%	8.6%	4.4%	4.0%	12.5%	13.2%	-0.9%
Registered Dogs	-13.6%	-5.2%	-6.9%	-3.4%	0.0%	2.0%	7.7%	7.0%	3.5%	1.3%	19.5%	13.8%	-10.4%

% Change Relative to 2010



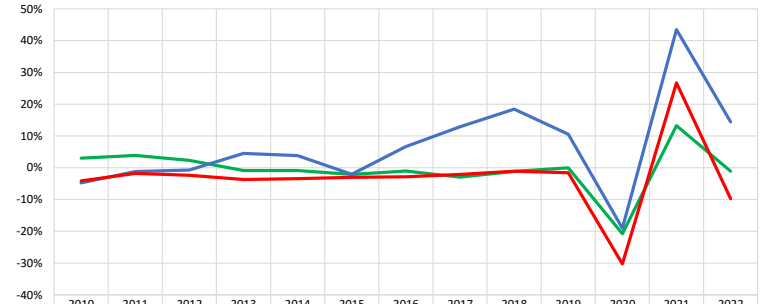
	2010	2011	2012	2013	2014	2015	2016	2017	2018	2019	2020	2021	2022
Registered Litters	0.0%	-10.6%	-16.9%	-21.4%	-23.1%	-22.8%	-18.1%	-12.4%	-8.5%	-5.7%	5.3%	18.6%	19.2%
Litter Complement	0.0%	-9.4%	-14.6%	-18.1%	-19.0%	-17.5%	-10.4%	-2.7%	1.6%	5.6%	18.8%	34.4%	33.2%
Registered Dogs	0.0%	-5.2%	-11.7%	-14.7%	-14.8%	-13.1%	-6.4%	0.1%	3.6%	4.9%	25.4%	42.7%	27.9%

Competing: Total Unique Dogs by Sport Each Year



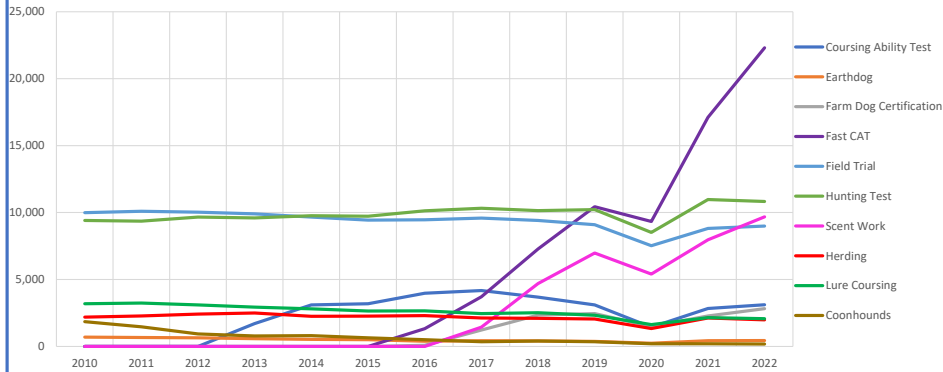
Year	Total Uniques in Companion (each year)	Total Uniques Placing in Performance (each year)	Total in Conformation (each year)
2010	46,002	26,095	130,763
2011	47,781	25,791	128,463
2012	48,904	25,608	125,422
2013	48,490	26,770	120,760
2014	48,072	27,793	116,585
2015	47,055	27,228	113,082
2016	46,562	29,040	109,875
2017	45,177	32,787	107,548
2018	44,667	38,832	106,365
2019	44,654	42,933	104,711
2020	35,382	34,762	73,041
2021	40,073	49,879	92,557
2022	39,649	57,090	83,561

Competing: % Change Unique Total Dogs Year over Year by Sport

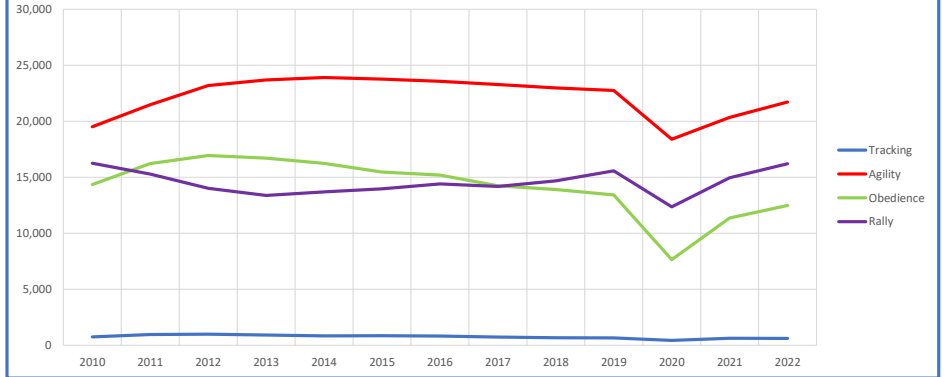


Year	% Change Companion	% Change Performance	% Change Conformation
2010	3.1%	-4.8%	-4.1%
2011	3.9%	-1.2%	-1.8%
2012	2.4%	-0.7%	-2.4%
2013	-0.8%	4.5%	-3.7%
2014	-0.9%	3.8%	-3.5%
2015	-2.1%	-2.0%	-3.0%
2016	-1.0%	6.7%	-2.8%
2017	-3.0%	12.9%	-2.1%
2018	-1.1%	18.4%	-1.1%
2019	0.0%	10.6%	-1.6%
2020	-20.8%	-19.0%	-30.2%
2021	13.3%	43.5%	26.7%
2022	-1.1%	14.5%	-9.7%

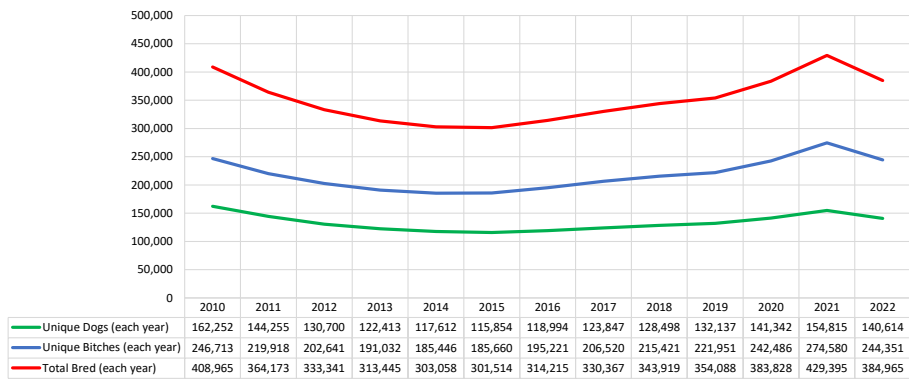
Performance: Total Unique Dogs Placing



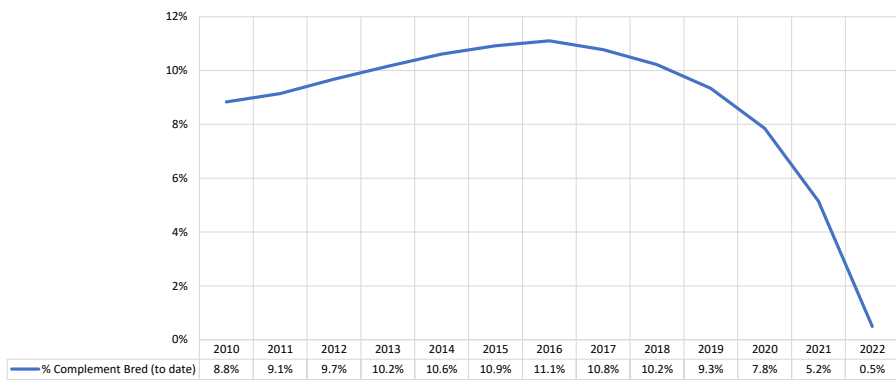
Companion: Total Unique Dogs Entered



Breeding: Unique Individual Dogs & Bitches Bred Each Year



% of Each Year's Litter Complement that have been Bred (to date)



Competing: % of Each Year's Litter Complement in Competition

